| The Marist Primary School | Knowledge Organiser |
|---|---|
| Year 5 Autumn 2:<br>**Structures: Bridges** | **Key Question:**<br>**Can you design and build a truss bridge?** |

| Lesson 1 | Lesson 2 | Lesson 3 | Lesson 4 |
|---|---|---|---|
| Can you explore how to reinforce a beam (structure) to improve its strength? | Can you build a spaghetti truss bridge? | Can you build a wooden truss bridge? | Can you complete, reinforce and evaluate your truss bridge? |

**Vocabulary**

| | | | | | | | |
|---|---|---|---|---|---|---|---|
| accuracy | **No mistakes** | arch bridge | **Bridge built in an arch** | 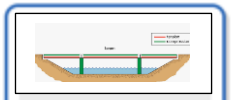 beam bridge | **Bridge with pillars** | 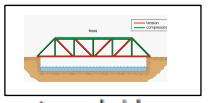 truss bridge | **A bridge built from triangular beams** |
| mark out | **To measure out and mark where something should be cut** | bench hook | **Holds woodwork still whilst sawing** | 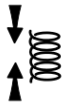 compression | **A squashing force** | coping saw | **A D-shaped saw** |
| file | **Smooths edges on wood** | reinforce | **To make something stronger** | sandpaper | **To smooth wood with** | 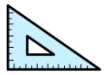 set square | **For drawing lines** |
| shape | **The form of an object** | structure | **Something that stands on its own** | 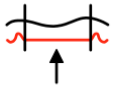 tension | **A stretching force cause by two parts being pulled apart** | Truss bridge | Suspension bridge |
| | | | | | | Beam bridge | Arch bridge |