















Year 2 Summer 2: The Seaside

Key Question: Which features make the best seaside holiday location?



Lesson 1 Can I identify the features of a holiday destination?		Lesson 2 Can I name the different parts of the UK?		Lesson 3 Can I compare two different seaside towns?		Lesson 4 Can I create the perfect seaside destination?	
 sea/ocean	A large body of salt water	 sand dune	Hill or ridge of sand	 promenade	A paved public walk usually along the seafront	  	
 coast	The land along or nearby to the sea	 harbour	A place on the coast where ships shelter	 lighthouse	A tower or tall building near the coast with a light to warn ships of danger		
 island	An area of land surrounded by water	 port	A town with a harbor so boats can shelter				
 cliff	A steep rock face at the edge of the sea	 pier	A platform on pillars which goes out into the sea				