




## Year 2

# Creating Pictures


### Key Learning

- To create a digital art piece in an Impressionist style.
- To create a digital art piece in a Pointillism style.
- To create a digital art piece that is in the style of Piet Mondrian's work.
- To create digital art patterns in the style of the Arts and Crafts movement.
- To create a portfolio of digital art.

### Key Resources



2Paint A Picture



Publishing Template

### Key Vocabulary

#### Arts and Crafts

A style of art that often-used nature inspired patterns.

#### Import

Using a file such as an image and importing it into another file like a writing template.

#### Palette

Within computer graphics, this is the range of colours or shapes available to the user.

#### De Stijl

A style of art from over 100 years ago that uses straight lines and bright colours.

#### Impressionism

A style of painting that looks light and colourful. Instead of painting every detail, impressionist artists used quick and short brush strokes, which captured a scene at that moment.

#### Pointillism

A way of painting where artists use tiny dots of different colours instead of brushstrokes.

#### Digital Portfolio

A place where a collection of different files can be saved in one place or file.

#### Repeating Pattern

A decorative design that is shown again and again.

#### Fill Tool

A tool found in digital art tools that let a user fill a shape with a colour.

#### Outline

An outline on a picture is like a border or edge that shows the shape of something. It's usually drawn with a line around an object to make it stand out.

#### Resize

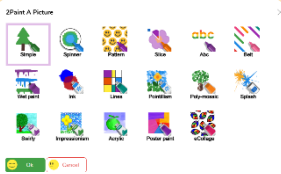
Changing the size of something to fit. Such as resizing an image to fit into a frame.

#### Image Picker

A place where images such as clipart or photos can be chosen to import into file.



### Key Images



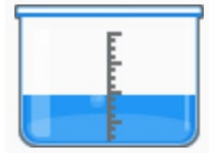
Choose the art style



Open, Save and Share



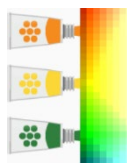
Undo or redo



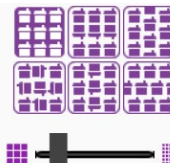
Dilute colours



Use outline guide



Select colours from palette



Pattern style and size



Import and remove picture

### Key Questions

#### What is 2Paint A Picture?

2Paint A Picture is a digital painting software tool that has different painting effects that can help someone create digital pictures on a computer.

#### How can digital painting software help create patterns?

Patterns can take a long time to create using traditional pattern printing methods. Using a digital painting software, patterns can be made quickly. Also, how a pattern is repeated, positioned and the size of it can all be changed with just a few clicks.

#### What are the advantages of using digital art tools like 2Paint A Picture?

Digital art can be created more quickly than traditional paper and paint methods. Any mistakes or changes that need to be made can be done without any mess and almost straight away. Digital art can also be shared with lots of people very easily.

#### What is a digital art template?

2Paint A Picture provides a range of digital painting templates. Each template produces different effects. For example, the pointillism template produces lots of little dots each time a brush stroke is made.

#### What is a digital art portfolio?

A digital art portfolio lets you import digital art images. Someone might wish to show all their digital art images in one place.