



Foundation in Art
Year 1

SUMMER:
Sculpture and 3D: Paper play

Lesson 1
Tube towers

Investigating how rolling paper can create 3D structures, then designing a simple sculpture using paper cylinders.

Lesson 2
3D drawings

Folding and rolling paper to make a 3D drawing, children consolidate skills manipulating this material to create 3D forms.

Lesson 3
Tree of life

Evaluating artworks inspired by Tree of life mythology, applying their paper-shaping skills and making an imaginative sculpture.

Lesson 4

Giant spider model (Part 1)

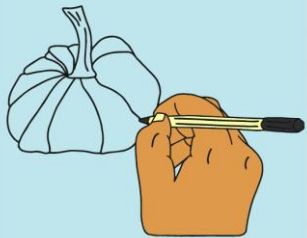
Working as a class to recreate Louise Bourgeois' 'Maman' spider sculpture, the children will plan and create the legs and body of the spider.

Lesson 5:

Giant spider model (Part 2)

Practising using a sponges and brushes for painting large areas, then finishing and decorating the class sculpture..

2D - flat, like a drawing



Cylinder	A tube shape
Detail	Extra decoration or items that add interest
Sculpture	Art in three dimensions; walk all around it to look at it
Three dimensional (3D)	A solid shape; art that isn't flat on paper



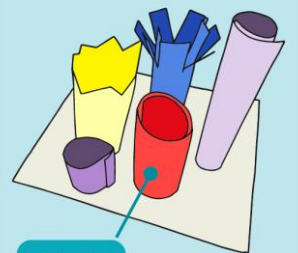
3D Shapes

Artists

Samantha Stephenson

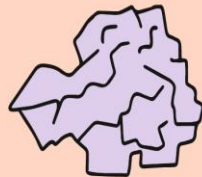
Louise Bourgeois

3D - can be held, like a cylinder

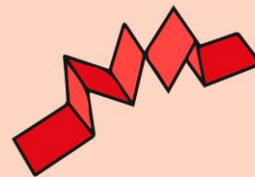


Cylinder


Scrunch




Zig-zag



Fold



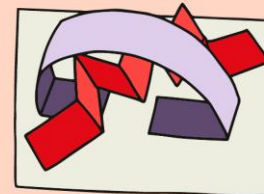
Spiral




Roll



Overlap



Sidi Saiyyed Mosque



Many cultures have stories about the tree of life. The tree often represents all of nature.

